

Grease Is Harmful To Sewers




The build up of grease is the main cause of sewer backups and overflows. Most grease enters the sewer system through

the kitchen sink. Grease sticks to the insides of the sewer lines and decreases the carrying capacity of the sewers. Low concentrations of grease are also problems over time.


AWWU's Operations & Maintenance Line Crews

use a specially designed water jet truck to dislodge grease and



other debris from sewer lines. Debris then floats to a manhole where it is trapped and removed by an AWWU Vactor truck.

Help prevent the occurrence of improper objects into sewer mains. The majority of backups are caused by debris, regardless of how many times the sewer lines are cleaned.



Keep Fats, Oils & Grease Out

Fats, oils and grease cause most sewer line blockages. Sewer blockages are not only dirty; they can lead to serious health hazards.

Raw sewage can back up into homes and businesses and flow onto streets and parking lots when sewer lines are blocked. Clean ups are difficult, costly and time-consuming.

Fats, oils and grease include meats, sauces, gravies, salad dressings, deep-fried dishes, cookies, pastries, cheese, butter and other food products. Place all food scraps and solids into the garbage instead of the sink. Do the same with gravies, salad dressings and similar liquids that contain fats, oils and grease.

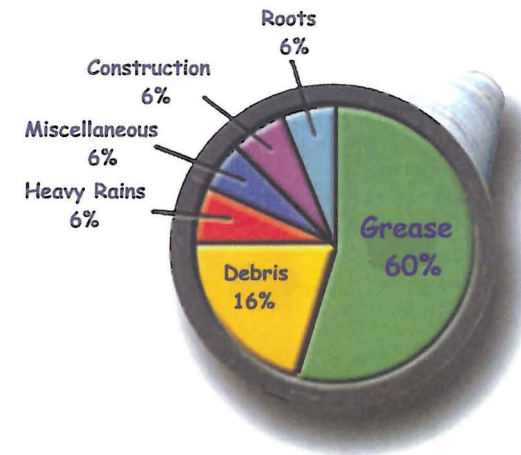
Fats, oils and grease can also cause deterioration of sewer pipes and adhere to Utility equipment. It is expensive to remove this material from sewage collection systems and wastewater treatment facilities, but even more expensive to replace. These additional maintenance and replacement costs are passed on to you and other AWWU customers.




Anchorage Water & Wastewater Utility
Pretreatment Program
3000 Arctic Blvd.
Anchorage, Alaska 99503
751-2253 or 751-2219
Email pretreatment@awwu.biz

Causes of Residential Sewer Blockages

How You Can Help



Anchorage Water and Wastewater Utility



Pretreatment Program

Prevent unlawful wastewater discharges into our environment

Help Prevent Sanitary Sewer Line Blockages

Do:

- Help avoid drain clogs by not letting hair build up in the shower, bath tub and wash basin drains.
- Put food waste from plates and pans into the garbage instead of putting food waste into a garbage disposal.
- Scrape and/or dry wipe grease from dishes and pans into the garbage before placing them in the sink or dishwasher.
- Pour cooking fat/grease into a small container to solidify or absorb with kitty litter before placing it into the garbage. Empty concentrated juice containers work well.
- Unclog drains naturally. Pour ¼ cup of baking soda down the drain followed by ½ cup of white vinegar. Wait a few minutes and follow this with boiling water. Pour boiling water down the drains weekly to prevent clogs.
- Empty washing machine lint into a garbage bag to avoid the discharge of lint into the sewer line.

Condominium and Town Homes Associations should contract with a licensed and bonded line cleaner to perform routine preventive maintenance on sewer collector lines in the street and check all water fixtures, sinks, toilets, showers and outdoor faucets for leaks. Leaks that remain undetected and are not repaired can overload the sewer collection system and may also increase water and sewer rates.

Help Prevent Sanitary Sewer Line Blockages

Do Not:

- Do not pour grease of any kind down sinks, garbage disposals, or other drains. Grease is the major contributor of sewer blockages.
- Do not flush diapers, sanitary napkins, newspapers, soiled rags, or paper towels down toilets.
- Do not put used oil, oil-based paints, solvents or other chemicals down sewer lines, storm drains or into drainage ditches.

Helpful Tips

- Recycle used oil and antifreeze. Service stations and recycling centers will take used oil and old antifreeze.
- Call Municipal Solid Waste Services, Hazardous Waste Disposal, 343-6262, for guidance and proper disposal information.
- Always read a product's Material Safety Data Sheet (MSDS) for proper disposal guidance.
- Just one quart of oil has the potential to contaminate two million gallons of water!
- Speak with your friends and neighbors about the problem of grease in the sewer system and how to keep it out.
- Call AWWU's Pretreatment Program for assistance, 751-2253 or 751-2219. There are fines and penalties for illegal and improper discharges.

Frequently Asked Questions

Is my home or building connected to AWWU's sanitary sewer system?

- Call AWWU Customer Service
Monday-Friday, 8 am – 5 pm...564-2700

Who do I call if my sewer backs up?

- Call AWWU Customer Service
Monday-Friday, 8 am – 5 pm...564-2700
After normal business hours.....564-2700

Who pays for the damage, cleanup and repairs?

- The building owner or insurance company provided you have a sewer backup policy.
- AWWU has a policy to assist you with the clean up if the blockage occurs in the main line. If the blockage is in the service line, on private property, it's the homeowner's responsibility.
- AWWU does not pay for repairs or damages. If blockages are caused by improper discharges into the system, AWWU can recover costs for damages from the responsible party.
- Wise use of the sewer system and some simple preventive maintenance will help safeguard the system and reduce costs for everyone.

**Prevent Sewage Overflows
Keep Grease Out of Sewer Lines.**